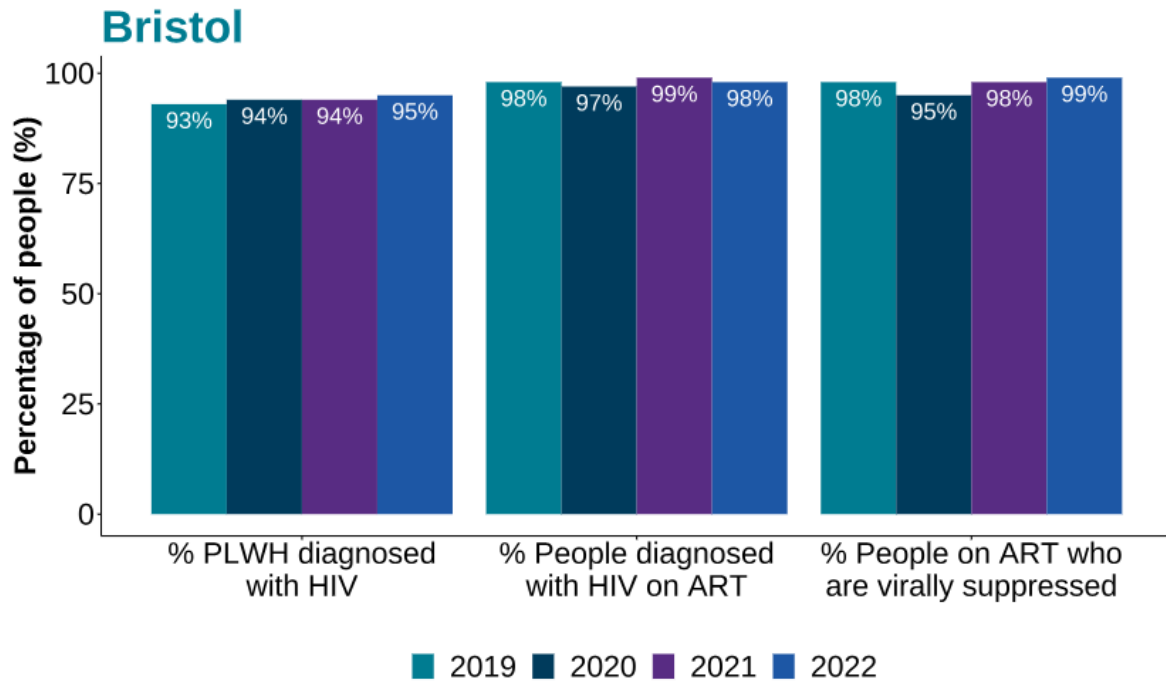


# Bristol Continuum of Care UKHSA data 2023 (extracted from UKHSA website)

## Bristol

- [95-95-95 targets in Bristol, 2019 to 2022](#)
- [Data summary Bristol, 2019 to 2022](#)
- [Continuum of care in Bristol, 2022](#)



**Bristol Continuum of Care UKHSA data 2023**  
(extracted from UKHSA website)

## Bristol

- [95-95-95 targets in Bristol, 2019 to 2022](#)

- [Data summary Bristol, 2019 to 2022](#)

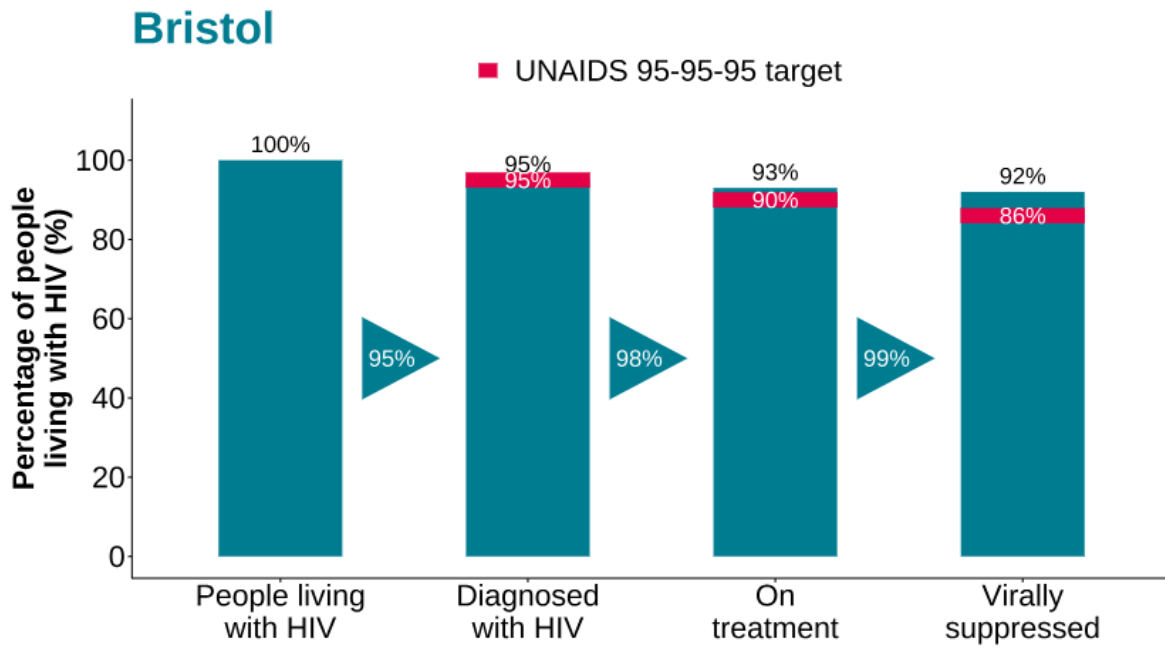
- [Continuum of care in Bristol, 2022](#)

	2019	2020	2021	2022
Estimated number of PLWH	933	944	934	980
Estimated number of PLWH diagnosed	871	887	877	930
Estimated number of PLWH on ART	852	861	869	907
Estimated number of PLWH virally suppressed	826	823	854	903
% PLWH diagnosed with HIV	93	94	94	95
% People diagnosed with HIV on ART	98	97	99	98
% People on ART who are virally suppressed	98	95	98	99

# Bristol Continuum of Care UKHSA data 2023 (extracted from UKHSA website)

## Bristol

- 95-95-95 targets in Bristol, 2019 to 2022 [Data summary Bristol, 2019 to 2022](#)
- Continuum of care in Bristol, 2022



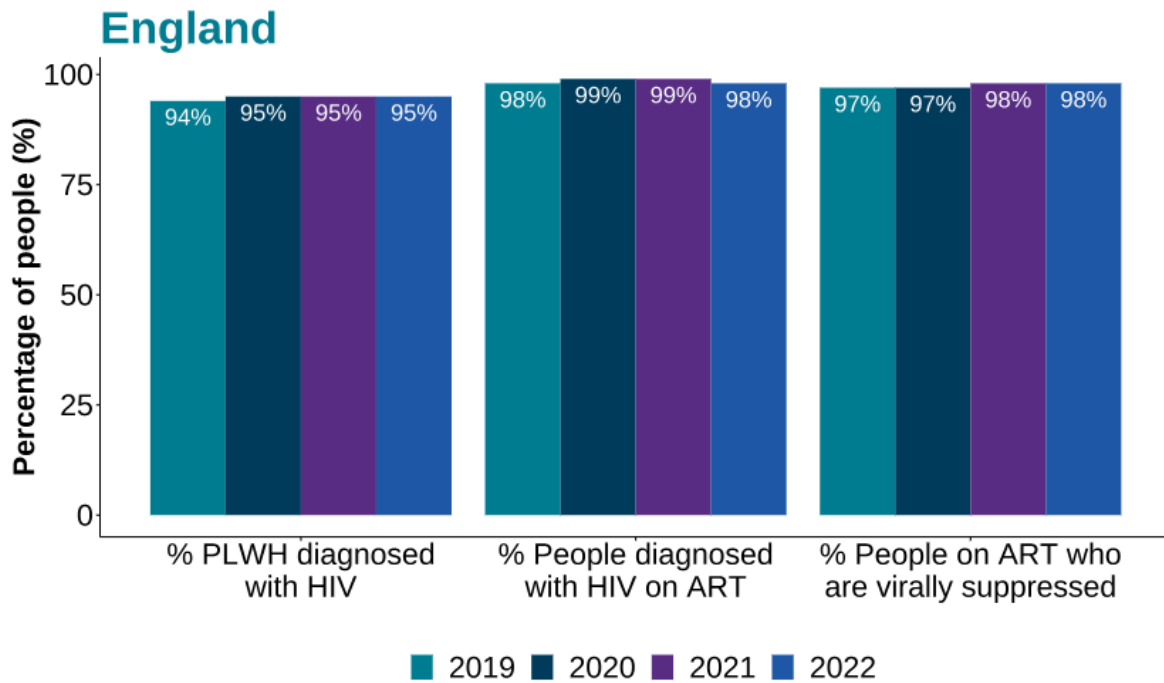
# Bristol Continuum of Care UKHSA data 2023 (extracted from UKHSA website)

## England

[95-95-95 targets in England, 2019 to 2022](#)

[Data summary England, 2019 to 2022](#)

[Continuum of care in England, 2022](#)



**Bristol Continuum of Care UKHSA data 2023  
(extracted from UKHSA website)**

## England

• [95-95-95 targets in England, 2019 to 2022](#)

• Data summary England, 2019 to 2022

• Continuum of care in England, 2022

	2019	2020	2021	2022
Estimated number of PLWH	96,432	97,997	96,503	99,012
Estimated number of PLWH diagnosed	90,617	92,736	91,520	94,478
Estimated number of PLWH on ART	88,984	91,655	90,328	92,803
Estimated number of PLWH virally suppressed	86,674	89,255	88,337	90,697
% PLWH diagnosed with HIV	94	95	95	95
% People diagnosed with HIV on ART	98	99	99	98
% People on ART who are virally suppressed	97	97	98	98

# Bristol Continuum of Care UKHSA data 2023 (extracted from UKHSA website)

## England

- [95-95-95 targets in England, 2019 to 2022](#)
- [Data summary England, 2019 to 2022](#)
- Continuum of care in England, 2022

